









Construction ERP Relationship Index

Relationship scores for construction erp are shown below. The chart highlights some of the factors which contribute to a product's overall Relationship score. Ease of doing business with, quality of support, and likelihood to recommend data is shown in the table below.

	● Ease of Business	● Likely to Recommend	● Quality of Support	● Other Factors	Score
 Acumatica					9.30
 Procore					9.25
 COBRA Contractors Software					8.01
 Vista					7.93
 RedTeam Flex					7.72
 Spectrum					6.89
 Sage 300 Construction and Real Estate					6.09
 IFS					6.00

(Construction ERP Relationship Index continues on next page)

* Products are ordered by Index score. Products are ordered alphabetically if two or more products have the same Index score.

© 2024 G2, Inc. All rights reserved. No part of this publication may be reproduced or distributed in any form without G2's prior written permission. While the information in this report has been obtained from sources believed to be reliable, G2 disclaims all warranties as to the accuracy, completeness, or adequacy of such information and shall have no liability for errors, omissions, or inadequacies in such information.

Construction ERP Relationship Index (continued)

Relationship Definition

Construction ERP software centralizes and streamlines the entire construction project lifecycle so that the project can maintain deadlines and keep on track. [ERP \(enterprise resource management\)](#) systems are used across all industries, but the ones that are built for the unique needs of construction companies help manage contractors, financials, and service operations. With construction ERP software, construction firms, and project stakeholders can rely on a unified, core system that integrates all disparate parts of a construction project, checks compliance and regulatory guidelines, and manages supply chain data into a singular workflow.

To qualify for inclusion in the Construction ERP category, a product must:

- ▶ Connect the back-end construction office operations with job site operations
- ▶ Centralize project information with construction accounting and financials information
- ▶ Capture all business content electronically
- ▶ Analyze historical performances to better forecast behavior and expectations of future projects
- ▶ Leverage mobile technology to fully mobilize construction teams

Relationship Index Description

A product's Relationship score is calculated by a proprietary algorithm that factors in real-user satisfaction ratings for a number of relationship-related review questions. Software buyers can compare products in the Construction ERP category according to their Relationship scores to streamline the buying process and quickly identify the products that provide the best relationship with software sellers based on the experiences of their peers. For sellers, media, investors, and analysts, the Index provides benchmarks for product comparison and market trend analysis.

Badges are awarded to products for: Best Relationship (highest overall relationship score), Highest Quality of Support (highest overall quality of support score), and Easiest Doing Business With (highest ease of doing business with score).

Products included in the Relationship Index for Construction ERP | Spring 2024 have received both a minimum of 10 reviews and 5 responses from real users for each of the relationship-related questions featured in our review form by March 05, 2024. These ratings may change as the products are further developed, the sellers grow, and as additional opinions are shared by users, and a new Relationship Index report will be issued for this category as significant data is collected.



Acumatica

4.5 ★★★★★ (1,209)



Relationship Score



Relationship Data

Likelihood to Recommend



Ease of Business

Ease of Doing Business With



Support

Quality of Support



Top Industries Represented



Ownership
Acumatica



HQ Location
Bellevue, WA



Year Founded
2007



Employees (Listed On LinkedIn)
511



Company Website
acumatica.com



Procore

4.6 ★★★★★ (2,475)

Relationship Score



Relationship Data

Likelihood to Recommend



Ease of Business

Ease of Doing Business With




Support

Quality of Support



Top Industries Represented



Ownership
Procore Technologies



HQ Location
Carpinteria, CA



Year Founded
2003



Employees (Listed On LinkedIn)
3,983



Company Website
procore.com



COBRA Contractors Software

4.4 ★★★★★ (57)

Relationship Score



Relationship Data

Likelihood to Recommend



Ease of Business

Ease of Doing Business With

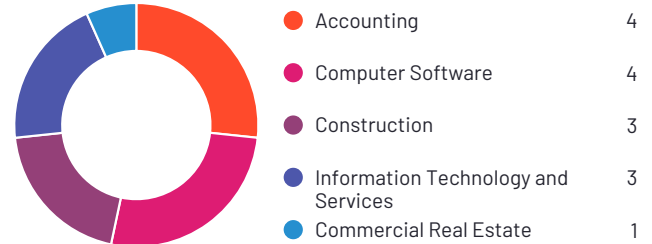


Support

Quality of Support



Top Industries Represented



Ownership
COBRA Contractors
Software



**Employees (Listed
On LinkedIn)**
2



Company Website
cobra-usa.com



Vista

4.0 ★★★★★ (134)

Relationship Score



Relationship Data

Likelihood to Recommend



Ease of Business

Ease of Doing Business With

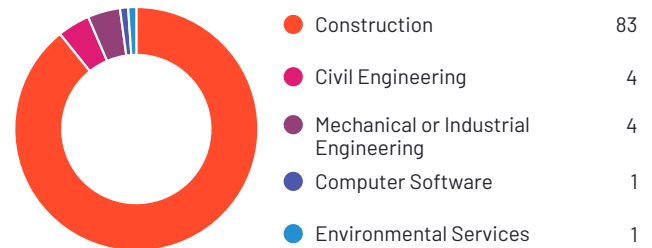


Support

Quality of Support



Top Industries Represented



Ownership
Viewpoint



HQ Location
Portland, OR



Year Founded
1976



Employees (Listed On LinkedIn)
587



Company Website
viewpoint.com



RedTeam Flex

4.5 ★★★★★ (51)



Relationship Score



Relationship Data

Likelihood to Recommend



Ease of Business

Ease of Doing Business With

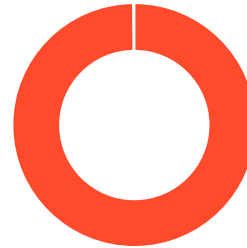


Support

Quality of Support



Top Industries Represented



Construction

11



Ownership
RedTeam Software



HQ Location
Orlando, FL



Year Founded
2006



**Employees (Listed
On LinkedIn)**
118



Company Website
redteam.com



Spectrum

4.2 ★★★★★ (128)

Relationship Score



Relationship Data



Ease of Business



Support



Top Industries Represented



Ownership
Viewpoint



HQ Location
Portland, OR



Year Founded
1976



**Employees (Listed
On LinkedIn)**
587



Company Website
viewpoint.com



Sage 300 Construction and Real Estate

3.5 ★★★★★ (39)

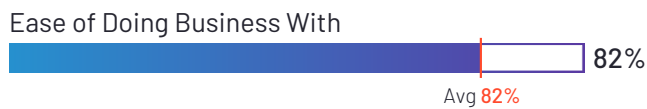
Relationship Score



Relationship Data



Ease of Business



Support



Top Industries Represented



Ownership
Sage Software



HQ Location
Newcastle



Year Founded
1981



**Employees (Listed
On LinkedIn)**
14,310



Company Website
www.sage.com



IFS

4.0 ★★★★★ (243)

Relationship Score



Relationship Data

Likelihood to Recommend



Ease of Business

Ease of Doing Business With

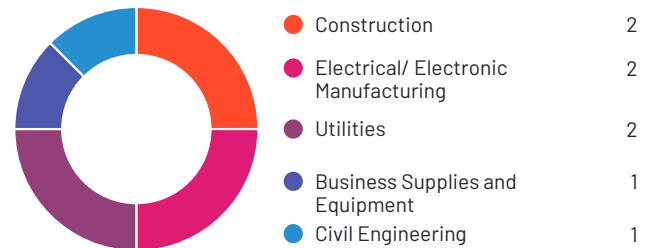


Support

Quality of Support



Top Industries Represented



Ownership
IFS



HQ Location
Linköping, Sweden



Year Founded
1983



Employees (Listed
On LinkedIn)
7,804



Company Website
www.ifs.com

Relationship Index Methodology

Relationship Index Inclusion Criteria

Products included in the Relationship Index for Construction ERP | Spring 2024 have received a minimum of 10 reviews and 5 responses for each of the relationship-related questions featured in our survey by March 05, 2024. Inviting other users, such as colleagues and peers, to join G2 and share authentic product reviews will accelerate this process and encourage the inclusion of additional products.

Relationship Index Scoring Methodology

G2 rates products and sellers based on reviews gathered from our user community, as well as data aggregated from online sources and social networks. We apply a unique, patent-pending algorithm to this data to calculate the product's Relationship score. The Relationship Index for Construction ERP | Spring 2024 report is based off of scores calculated using the G2 relationship algorithm v1.0 from data collected through March 05, 2024. The Relationship score is affected by the following (in order of importance):

- ▶ Customers' reported ease of doing business with the seller based on reviews by G2 users
- ▶ Customers' satisfaction with the product's quality of support based on reviews by G2 users
- ▶ Customers' likelihood to recommend each product based on reviews by G2 users
- ▶ The number of reviews received on G2; buyers trust a product with more reviews, and a greater number of reviews indicates a more representative and accurate reflection of the customer experience.

Categorization Methodology

Please visit G2's [categorization methodology](#) page to learn more about how products are categorized. For more in-depth information about how we refer to different types of software, please view our [list of standard definitions](#).

Trust

Keeping our ratings unbiased is our top priority. We require the use of a LinkedIn account or verified business email address to validate a G2 user's identity and employer. We also validate users by partnering with sellers and organizations to securely authenticate users through select platforms. We do not allow users to review their current or former employers' products, or those of their employers' competitors. Additionally, all reviews are manually checked by our team after our algorithm filters out reviews that don't meet our submission requirements. All reviews must pass our moderation process before they are published.

G2 may occasionally offer incentives for honest reviews to help us gather a full and accurate data set. These incentives are offered as thank-yous for approved reviews. Incentives are never conditioned upon the substance of the review, positive or negative. Each such incentivized review is disclosed with an "Incentivized Review" banner.